


Certificate ID: **26639**
 Client Sample ID: **E7402918B**
 Matrix: **Tincture - Olive Oil**
 Date Received: **2/9/2018**



PRL, Inc.
 84 W 4th Avenue
 Lobelville, TN 37097
 Attn: **Brent Davis**

This test method was performed in accordance with the requirements of ISO/IEC 17025. The sample was provided to the laboratory by the client and tested as received. These results relate only to the test article listed in this report. Reports may not be reproduced except in their entirety.

Authorization: Matthew Silva, Chemical Engineer	Signature: 	Date: 2/16/2018
--	--	--------------------


CN: Cannabinoid Profile & Potency [WI-10-04]

Analyst: *JFD*

Test Date: 2/16/2018

The client sample was analyzed for plant-based cannabinoids by Convergence Chromatography (CC). The collected data was compared to data collected for certified reference standards at known concentrations.

26639-CN



ID	Weight %	Conc.
Δ9-THC	0.06 wt %	0.59 mg/mL
THCV	ND	ND
CBD	2.37 wt %	21.96 mg/mL
CBDV	0.01 wt %	0.14 mg/mL
CBG	ND	ND
CBC	0.05 wt %	0.48 mg/mL
CBN	0.00 wt %	0.03 mg/mL
THCA	ND	ND
CBDA	0.11 wt %	1.00 mg/mL
CBGA	ND	ND
Total	2.61 wt%	24.20 mg/mL
Max THC	0.06 wt%	0.59 mg/mL
Max CBD	2.47 wt%	22.84 mg/mL



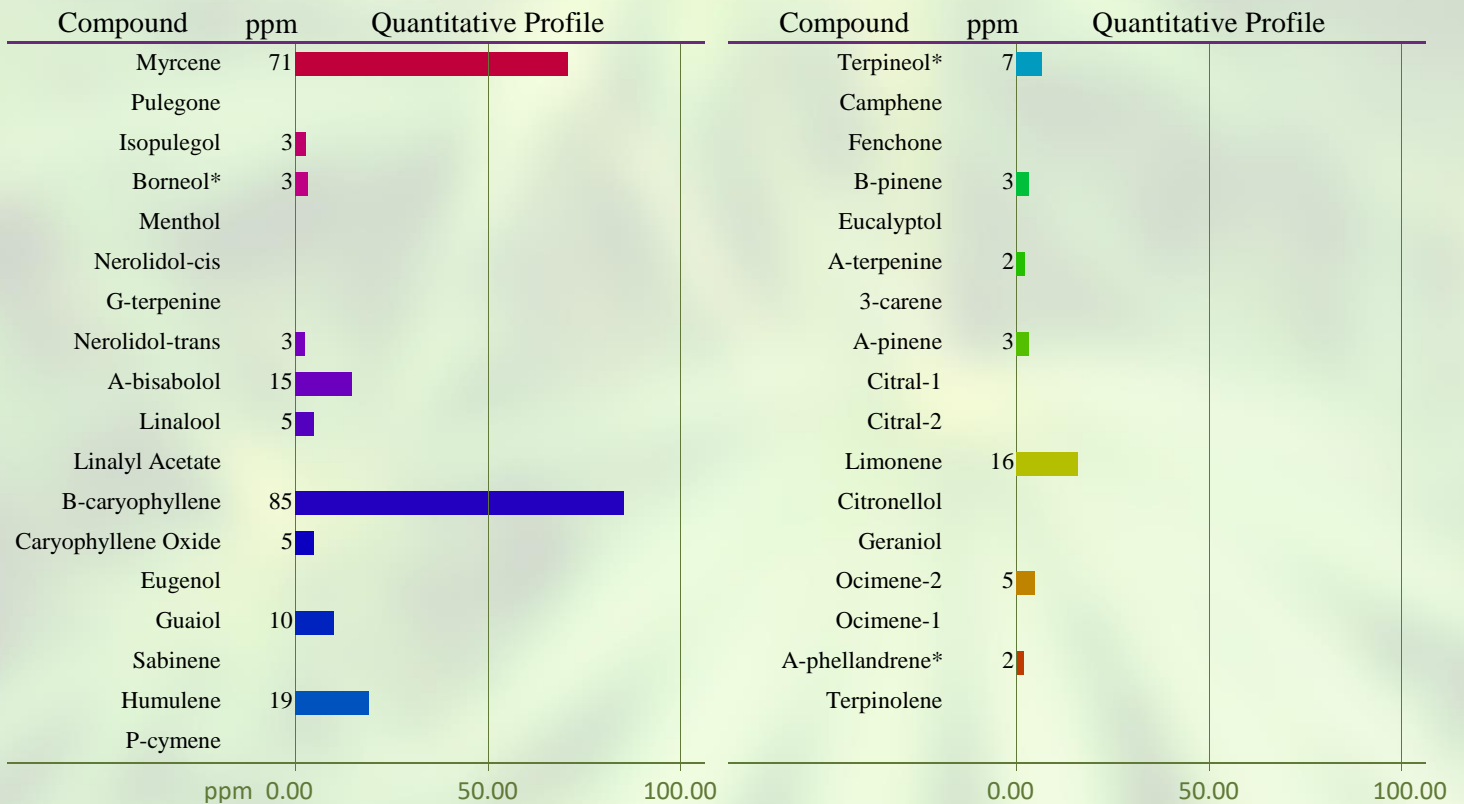
Max THC (and Max CBD) are calculated values for total cannabinoids after heating, assuming complete decarboxylation of the acid to the neutral form. It is calculated based on the weight loss of the acid group during decarboxylation: Max THC = (0.877 x THCA) + THC. ND = None detected above the limits of detection (LLD)

TP: Terpenes Profile [WI-10-08]

Analyst: CJH

Test Date: 2/11/2018

The client sample was analyzed by Head-Space Gas Chromatography (HS-GC). The collected data was compared to data collected for certified reference standards at known concentrations.

26639-TP

Total Terpene: <0.1 wt%

* Indicates qualitative calculation based on recorded peak areas.

END OF REPORT